


पेमेंट गेटवे/नेट बैंकिंग का उपयोग करके ऑनलाइन मोड के माध्यम से आवेदन जमा करने की प्रक्रिया

चरण 1:- नीचे दिए गए लिंक पर क्लिक करें -

<https://kosmic.kfintech.com/REC/default.aspx>

उपरोक्त लिंक खोलने के बाद नीचे दी गई विंडो दिखाई देगी। “सबमिट एप्लीकेशन फॉर्म ऑनलाइन” का विकल्प चुनें



आर ई सी
REC
अधीर ज्ञान, अनन संभवतः
Endless energy. Infinite possibilities.





REC Limited
A Government of India Enterprise
A Navratna Company

Serviced by
KFINTECH

Welcome to REC 54EC Capital Gain Tax Exemption Bonds Application Portal – Series XVI

REC Limited is a Government of India Enterprise. It is also a listed Navratna Company under Ministry of Power. It was incorporated on July 25, 1969 under the companies act 1956. REC is a Systematically Important NBFC registered with RBI. The main objective of REC is to finance the power sector value chain. The Borrowing of REC Limited are rated the highest i.e. “AAA” from CRISIL, CARE, India Ratings and ICRA.

You can use this site for the following

 Download Application Form	 Submit Application Form Online	 Submit Application Form Offline	 Query Window
---	--	---	--

* Issue Highlights of REC 54EC CGTE Bonds - Series XVI [Click Here](#)

* Information Memorandum for REC 54EC CGTE Bonds [Click Here](#)

* List of Moblizers [Click Here](#)

* List of Collection Banks [Click Here](#)

* FAQ and updated contact details [Click Here](#)

* Bank details for Making RTGS/NEFT Payment [Click Here](#)

In case of any queries, investors may please contact
REC Investor Cell at the following:
Toll-Free Number : 1800 180 2992 (10:00 AM to 06:00 PM - Monday to Friday)
Email : investorcell@recl.in

चरण 2:- ऑनलाइन मोड का विकल्प चुनने के बाद, “फिल ए न्यू फॉर्म ऑनलाइन” का विकल्प चुनें:-

[Fill a New Form Online](#) [Upload Application/KYC Documents](#) [Home](#)

INSTRUCTIONS:

1. Dear Investor, Kindly download the following instructions to submit the online application form through payment by Net banking / Debit Card.
2. [Click here](#) - Download the instructions to apply online application through Net Banking / Debit Card.
3. Kindly note that Interest shall be credited to the investor from the date of credit of amount to REC's account. Normal Clearing cycle is T+1 days.
4. [Click here](#) to download the instructions/information for the online payment done and confirmation mail is not received.

चरण 3:- आवेदन पत्र में भरे जाने वाले विवरण - *, पहले धारक का नाम दर्ज करने के बाद, पैन नंबर फ़ील्ड को चालू करने के लिए कुंजी "TAB" या "ENTER" का उपयोग करें।



REC Limited
A Government of India Enterprise
A Navratna Company



REC 54EC BONDS ONLINE APPLICATION ENTRY FORM - FOR ONLINE PAYMENT THROUGH PAYMENT GATEWAY

Investor Category (As per Income Tax Act, 1961)

Mode of Application * NSDL CDSL Physical DPID IN * enter 6 digit DPID and 8 digit ClientID

DETAILS OF INVESTMENT AMOUNT * (Minimum 2 Bonds, Maximum 500 Bonds)

No. of Bonds * Amount Payable

DETAILS OF APPLICANT(S) *

First Holder Name * PAN Number * Occupation --Select--
Second Holder Name PAN Number Occupation --Select--
Third Holder Name PAN Number Occupation --Select--

Application Through Direct Broker Select
Sub Broker Code Date of Birth of First Holder

FIRST/SOLE APPLICANT'S PERMANENT ADDRESS IN FULL * (Do Not Write Name Again)

Address 1 * Address 2
Address 3 City *
PIN Code *

FIRST/SOLE APPLICANT'S COMMUNICATION ADDRESS * (Corresponding Address Proof is Not Required)

IS THE CORRESPONDENCE ADDRESS SAME AS ABOVE ? YES NO

Address 1 * Address 2
Address 3 City *
PIN Code *
Email * Mobile (Indian Mobile No. Preferable) *

BANK PARTICULARS FOR PAYMENT OF INTEREST/REDEMPTION *

MICR Code IFSC Code *
Bank Name Branch Name
Account Type Account No *

चरण 4:- भरे हुए आवेदन पत्र को जमा करने के बाद, नीचे दी गई विंडो दिखाई देगी। अब, भरे हुए आवेदन पत्र को डाउनलोड करने के लिए "क्लिक हियर" विकल्प पर क्लिक करें और "बैंक टू पेज" पर जाएं:-

[Download Blank Application Forms](#)

Thank you for your interest in REC Bonds. [CLICK HERE](#) to download your Application Form.

The Application Number assigned to you is 2595115

INSTRUCTIONS:

1. Download the form and fill up the relevant details.
2. [Download Instructions.](#)
3. The Application can be deposited in any of the collecting branches, as you feel convenient.

[Back to Page](#)

चरण 5:- फॉर्म डाउनलोड करने और उसे विधिवत भरने के बाद, केवाईसी दस्तावेजों के साथ हस्ताक्षरित आवेदन को स्कैन कर लें।

चरण 6:- अब, नीचे दी गई विंडो से विकल्प अपलोड एप्लिकेशन/केवाईसी डाक्यूमेंट्स चुनें:-

[Fill a New Form Online](#) [Upload Application/KYC Documents](#) [Home](#)

INSTRUCTIONS:

1. Dear Investor, Kindly download the following instructions to submit the online application form through payment by Net banking / Debit Card.
2. [Click here - Download the instructions to apply online application through Net Banking / Debit Card.](#)
3. Kindly note that Interest shall be credited to the investor from the date of credit of amount to REC's account. Normal Clearing cycle is T+1 days.
4. [Click here to download the instructions/information for the online payment done and confirmation mail is not received.](#)

चरण 7:- अब, अनिवार्य विवरण भरें और ओटीपी जनरेट करें:-

Step 1: Enter Your Application Details as Submitted Online

Application No. *

Email *

Mobile Number *

Step 2: Validate OTP

Enter OTP *

On validation of OTP, the application form and KYC proofs duly self attested scan copies upload screen and payment gateway will be enabled. This is applicable only for online filled application and submitted thru this website.

चरण 8:- वैध ओटीपी दर्ज करने के बाद, दस्तावेज़ अपलोड करने के लिए नीचे दी गई विंडो दिखाई देगी:-

Your Previous Transaction Details






No previous transaction(s) found

Your Application Details

Application No.	2641633	Name	SDFDSFSD
PAN	GZQPS3405C	Amount	20000.00
Transaction Id		Transaction Date and Time	
Application Date	26-05-2022		

Note: Investors are required to submit self-attested copies of all the documents as mentioned in Page 4 of the application form as applicable.

SLNo.	NAME	Upload only PDF documents – Max 5 MB		
1	Application Form	<input type="button" value="Choose File"/>	No file chosen	<input type="button" value="Upload"/>
2	PAN	<input type="button" value="Choose File"/>	No file chosen	<input type="button" value="Upload"/>
3	Address Proof	<input type="button" value="Choose File"/>	No file chosen	<input type="button" value="Upload"/>
4	Cancelled Cheque	<input type="button" value="Choose File"/>	No file chosen	<input type="button" value="Upload"/>
5	Others, if Any	<input type="button" value="Choose File"/>	No file chosen	<input type="button" value="Upload"/>

SLNo	PROOF	UPLOAD STATUS	Download
1	Application Form	Yes	
2	PAN	Yes	
3	Address Proof	Yes	
4	Cancelled Cheque	Yes	
5	Others, If any	Yes	

[Proceed to Payment](#)

चरण 9:- दस्तावेज़ अपलोड करने के बाद, प्रोसीड टू पेमेंट विकल्प पर क्लिक करें - यह आपको भुगतान गेटवे विंडो पर ले जाता है - जहां आप भुगतान करने के लिए दिए गए किसी भी बैंक को चुन सकते हैं:-

Pay through EASYEMI with HDFC Bank Credit Cards

Billing Information

Amount
₹20011.80

Subtotal: ₹ 20000.00
Surcharge* ₹ 10.00
GST* ₹ 1.80

Convenience Fee of ₹10.00 will be charged on the transaction. 18% GST will apply on the convenience fee.

Order No
26049018ff...

Merchant
REC Limited

Website
<https://kosmic.kfintech.com/REC>

Your session will expire in 13:08 minutes

NET BANKING

Search for your bank

ALL BANKS

-  Airtel Payments Bank >
-  AXIS Bank >
-  Bank of India >
-  Bank of Maharashtra >
-  Canara Bank >

चरण 10:- बैंक का विकल्प चुनने के बाद यह आपको भुगतान करने के लिए सीधे आपकी नेट बैंकिंग की विंडो पर ले जाता है।

उदाहरण के लिए:- यदि आप एचडीएफसी बैंक चुनते हैं तो निम्नलिखित विंडो दिखाई देगी:-




Pay through HDFC Bank NetBanking

Login to NetBanking

Customer ID/ User ID

[Forgot Customer ID](#)

[CONTINUE](#)


powered by Symantec

Your security is of utmost importance.
[Know More...](#)

Dear Customer,
Welcome to the new login page of HDFC Bank NetBanking.
Its lighter look and feel is designed to give you the best possible user experience. Please continue to login using your customer ID and password.

चरण 11:- अपना लॉगिन क्रेडेंशियल दर्ज करने और भुगतान करने के बाद आप पंजीकृत मेल आईडी पर इसकी पावती भी पा सकते हैं।

चरण 12:- क्या आपके पास अभी भी प्रश्न हैं? हमसे 1800-180-2992 पर संपर्क करें या हमें investorcell@recl.in या recbond.delhi@gmail.com पर मेल करें।