

## PROCESS OF SUBMIT APPLICATION THROUGH OFFLINE MODE AFTER MAKING PAYMENT TO REC LIMITED

### **Bank details for making payment through RTGS/NEFT:**


The investor can also directly deposit the amount in the REC collection account by way of NEFT/RTGS and invariably fill the application forms as given on REC website and mention the UTR no. at space provided in the application form:

Bank	Beneficiary Name	A/c No	IFSC Code	MICR No	Bank Address
HDFC Bank	REC Limited-54EC Bonds	00030350000584	HDFC0000003	110240001	G - 3/4 , 19 K G Marg, Surya Kiran Building, New Delhi110001


**Step 1:- After making payment to REC Ltd. Click on the below link –**

<https://kosmic.kfintech.com/REC/default.aspx> -


The below window appears after opening the above link. Select the option of “**Submit Application Form Offline**”:-



आर ई सी  
REC  
असीमित ऊर्जा, अनन्त संभावनाएँ  
Endless energy. Infinite possibilities.



REC Limited  
A Government of India Enterprise







Served by  
KFINTECH  
Inspired By Passion. Driven By Technology.

Welcome to the Investor Services for REC 54EC Bonds - Series XV

Rural Electrification Corporation Limited (REC), a listed NAVRATNA Public Sector Enterprise under Ministry of Power, Government of India, was incorporated on July 25, 1969 under the Companies Act 1956. REC is a Non-Banking Financial Company status. Our main Objective is to finance and promote power sector projects all over the company.

You Can use this site for the following

 Download Application Form	 Submit Application Form Online	 Submit Application Form Offline	 Query Window
--	---	--	---

- Issue Highlights of REC 54EC CGTE Bonds - Series XV [Click Here](#)
- Information Memorandum for REC 54EC CGTE Bonds - Series XV [Click Here](#)
- List of Mobilizers [Click Here](#)
- List of Collection Banks [Click Here](#)
- Download COA/ECS Formats [Click Here](#)
- Download Form 60 [Click Here](#)
- FAQ and updated contact details [Click Here](#)
- Contact Company (REC) / Registrar (KFinTech) [Click Here](#)

© KFin Technologies Pvt. Ltd. All Rights Reserved KFinTech

**Step 2:- After selecting the option of offline mode, Select the option of "Fill a form with Offline/RTGS Payment Details":-**

Fill a Form with Offline/RTGS Payment Details
Upload Offline Application & KYC Documents
Home

**INSTRUCTIONS:**

1. Dear Investor, the above options are specifically for the payment done thru RTGS/NEFT/Direct Payment offline (i.e. without our online webportal) and for the same the application form is not submitted to bank or not dispatched to RTI (KFintech - Hyderabad).
2. Request you to use the above options to fill the application form with RTGS/NEFT/Direct Payment details to process the application for allotment of bonds.
3. After filling the application form, request you to download and take a print for attesting the signatures of all applicants. Then use the above option to upload the application form duly signed by all applicants and KYC Documents into our portal.
4. Kindly note, without submitting the application form the allotment of bonds will not be done. It will be kept on hold till the submission of application form to RTI (i.e. KFintech - Hyderabad).

**Step 3:- Details to be filled in the Application Form – \*Email ID & Mobile number are mandatory to be filled:-**

REC 54EC BONDS OFFLINE APPLICATION ENTRY FORM - FOR OFFLINE PAYMENT DONE

Investor Category	<input type="text" value="Individuals"/>		
Depository *	<input type="radio"/> NSDL <input type="radio"/> CDSL <input checked="" type="radio"/> Physical		
Details of Investment Amount Thru RTGS / NEFT *			
No. of Bonds	<input type="text"/>	Amount Payable	<input type="text"/>
Payment Bank Name	<input type="text"/>	Payment Bank Branch	<input type="text"/>
Payment Bank A/c No.	<input type="text"/>	RTGS/NEFT - UTR No.	<input type="text"/>
Payment Date	<input type="text"/>		
Particulars of Investor(s) *			
First Hoder Name *	<input type="text"/>	PAN Number *	<input type="text"/>
Second Holder Name	<input type="text"/>	PAN Number	<input type="text"/>
Third Holder Name	<input type="text"/>	PAN Number	<input type="text"/>
Father's Name of First Holder	<input type="text"/>		
Aadhaar No. of First Holder	<input type="text"/>		
Applicant's Occupation	<input type="text" value="--Select--"/>		
Application Thru	<input checked="" type="radio"/> Direct <input type="radio"/> Broker <input type="radio"/> Without Broker	Select	<input type="text"/>
SubBrokerCode	<input type="text"/>		
Address1	<input type="text"/>	Address2	<input type="text"/>
Address3	<input type="text"/>	City	<input type="text"/>
PIN Code *	<input type="text"/>	Mobile *	<input type="text"/>
Email	<input type="text"/>	Date of Birth	<input type="text"/>
Bank Particulars for Payment of Interest *			
MICR Code	<input type="text"/>	IFSC Code	<input type="text"/>
Bank Name	<input type="text"/>	Branch Name	<input type="text"/>
Account Type	<input type="text" value="Saving"/>	Account No *	<input type="text"/>
Nominee Particulars * (Only One Nominee)			
Is Address Same as Applicant ?	<input type="radio"/> YES <input checked="" type="radio"/> NO		
Name of Nominee	<input type="text"/>	<input type="radio"/> AADHAR <input checked="" type="radio"/> PAN	<input type="text"/>
Address1	<input type="text"/>	Address2	<input type="text"/>
Address3	<input type="text"/>	City	<input type="text"/>
PIN Code *	<input type="text"/>	Relation with Applicant	<input type="text"/>
Nominee is Minor ?	<input type="radio"/> YES <input checked="" type="radio"/> NO		

Submit
Cancel

**Step 4:- After Submit the Filled Application Form, the below window appears. Now, click on "CLICK HERE" option to download filled application form & Go "Back to Page":-**

### Download Blank Application Forms

Thank you for your interest in REC Bonds. [CLICK HERE](#) to download your Application Form.

The Application Number assigned to you is 2595115

#### INSTRUCTIONS:

1. Download the form and fill up the relevant details.
2. [Download Instructions](#).
3. The Application can be deposited in any of the [collecting branches](#), as you feel convenient.

[Back to Page](#)

**Step 5:- After Downloading the Form and Duly filling it, Take a Scan of the Signed Application alongwith KYC Documents.**

**Step 6:- Now, Select option Upload Application/KYC Documents from the below window:-**

[Fill a New Form Online](#)

[Upload Application/KYC Documents](#)

[Home](#)

#### INSTRUCTIONS:

1. Dear Investor, Kindly download the following instructions to submit the online application form thru payment by Net banking / Debit Card.
2. [Click here - Download the instructions to apply online application thru Net Banking / Debit Card.](#)
3. Kindly note that Interest shall be credited to the investor from the date of credit of amount to REC's account. Normal Clearing cycle is T+2 days.
4. [Click here to download the instructions/information for the online payment done and confirmation mail is not received.](#)

**Step 7:- Now, Filled the Mandatory Details & Generate OTP:-**

**Step 1: Enter Your Application Details as Submitted Online**

Application No. \*

Email \*

Mobile Number \*

**Step 2: Validate OTP**

Enter OTP \*

On validation of OTP, the application form and KYC proofs duly self attested scan copies upload screen and payment gateway will be enabled. This is applicable only for online filled application and submitted thru this website.

**Step 8:- After entering the valid OTP, The below window appears for uploading the documents:-**

Your Application Thru RTGS / NEFT Details			
Application No.	2595115	Name	SHIVAM SAINI
PAN	AMJPR8668N	Amount	5000000.00
RTGS/NEFT UTR No.	456465456465	Payment Date	Sep 1 2021 12:00:00:00AM
Application Date	07-09-2021		

SLNo.	NAME	Upload only PDF documents – Max 5 MB		
1	Application Form (Duly Signed)	<input type="button" value="Choose File"/>	No file chosen	<input type="button" value="Upload"/>
2	ID Proof (PAN)	<input type="button" value="Choose File"/>	No file chosen	<input type="button" value="Upload"/>
3	Address Proof	<input type="button" value="Choose File"/>	No file chosen	<input type="button" value="Upload"/>
4	Others Proof (Cancelled Cheque / Others)	<input type="button" value="Choose File"/>	No file chosen	<input type="button" value="Upload"/>

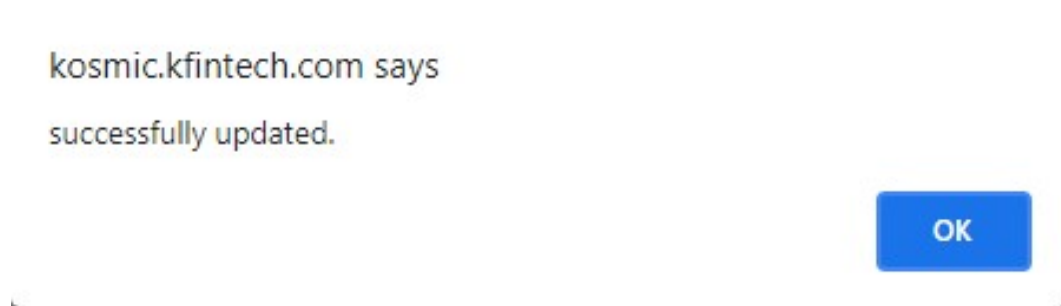
Note : - Upload the application form duly signed by all applicant(s) and valid proof documents with duly self attested.

SLNo	PROOF	UPLOAD STATUS	Download
1	Application Form	Yes	
2	ID Proof	Yes	
3	ID-Address Proof	Yes	
4	Others, If any	No	

**Submit**

(Before Submit - Request you to download and verify the uploaded documents)

**Step 9:- After Uploading Documents, Click on the "Submit" option – The below message appears:-**



**Step 10:- Now, you can also find the acknowledgment for the same on the registered mail ID.**

**Step 11:- Still have queries? Contact us on 1800-180-2992 or write to us on [investorcell@recl.in](mailto:investorcell@recl.in) or [recbond.delhi@gmail.com](mailto:recbond.delhi@gmail.com).**