
PROCESS OF SUBMIT APPLICATION THROUGH OFFLINE MODE AFTER MAKING PAYMENT TO REC LIMITED

Bank details for making payment through RTGS/NEFT:


The investor can also directly deposit the amount in the REC collection account by way of NEFT/RTGS and invariably fill the application forms as given on REC website and mention the UTR no. at space provided in the application form:

| Bank | Beneficiary Name | A/c No | IFSC Code | MICR No | Bank Address |
|-----------|------------------------|----------------|-------------|-----------|---|
| HDFC Bank | REC Limited-54EC Bonds | 00030350000584 | HDFC0000003 | 110240001 | G - 3/4 , 19 K G Marg, Surya Kiran Building, New Delhi 110001 |

Step 1:- After making payment to REC Ltd. Click on the below link –


<https://kosmic.kfintech.com/REC/default.aspx>

The below window appears after opening the above link. Select the option of “**Submit Application form Offline**”



आर ई सी
REC
अनंत ऊर्जा, अनंत संभव
Endless energy. Infinite possibilities.





REC Limited
A Government of India Enterprise
A Navratna Company

Serviced by


Welcome to REC 54EC Capital Gain Tax Exemption Bonds Application Portal – Series XVI

REC Limited is a Government of India Enterprise. It is also a listed Navratna Company under Ministry of Power. It was incorporated on July 25, 1969 under the companies act 1956. REC is a Systematically Important NBFC registered with RBI. The main objective of REC is to finance the power sector value chain. The Borrowing of REC Limited are rated the highest i.e. "AAA" from CRISIL, CARE, India Ratings and ICRA.

You can use this site for the following

| | | | |
|--|---|--|---|
|  Download Application Form |  Submit Application Form Online |  Submit Application Form Offline |  Query Window |
|--|---|--|---|

- * Issue Highlights of REC 54EC CGTE Bonds - Series XVI [Click Here](#)
- * Information Memorandum for REC 54EC CGTE Bonds [Click Here](#)
- * List of Mobilizers [Click Here](#)
- * List of Collection Banks [Click Here](#)
- * FAQ and updated contact details [Click Here](#)
- * Bank details for Making RTGS/NEFT Payment [Click Here](#)

In case of any queries, investors may please contact REC Investor Cell at the following:
Toll-Free Number : 1800 180 2992 (10:00 AM to 06:00 PM - Monday to Friday)
Email : investorcell@recl.in


Step 2:- After selecting the option of offline mode, Select the option of “Fill a form with Offline/RTGS Payment Details”:-

Fill a Form with Offline/RTGS Payment Details
Upload Offline Application & KYC Documents
Home

INSTRUCTIONS:


1. Dear Investor, the above options are specifically for the payment done thru RTGS/NEFT/Direct Payment offline (i.e. without our online webportal) and for the same the application form is not submitted to bank or not dispatched to RTI (KFintech - Hyderabad).
2. Request you to use the above options to fill the application form with RTGS/NEFT/Direct Payment details to process the application for allotment of bonds.
3. After filling the application form, request you to download and take a print for attesting the signatures of all applicants. Then use the above option to upload the application form duly signed by all applicants and KYC Documents into our portal.
4. Kindly note, without submitting the application form the allotment of bonds will not be done. It will be kept on hold till the submission of application form to RTI (i.e. KFintech - Hyderabad).

Step 3:- Details to be filled in the Application Form – *, After entering the First holder name, use key “TAB” or “ENTER” for enabling the PAN Number field.



आर ई सी
REC
असिंहिते ऊर्जा, अनन्त संभावनाएँ
Endless energy. Infinite possibilities.

REC Limited
A Government of India Enterprise
A Navratna Company

Powered by


For REC 54EC BONDS OFFLINE APPLICATION ENTRY FORM - FOR PAYMENT DONE OFFLINE THROUGH RTGS

Investor Category (As per Income Tax Act, 1961) --Select--

Mode of Application * NSDL CDSL Physical DPID IN * enter 6 digit DPID and 8 digit ClientID

DETAILS OF INVESTMENT AMOUNT * (Minimum 2 Bonds, Maximum 500 Bonds)

No. of Bonds Amount Payable

PAYMENT DETAILS *

| | |
|---|--|
| Cheque / Demand Draft/RTGS Drawn on (Name of the Bank) <input type="text"/> | Cheque / Demand Draft/RTGS Drawn on (Name of the Bank Branch) <input type="text"/> |
| Bank A/c Number from which investment is made <input type="text"/> | Cheque / Demand Draft / UTR No. <input type="text"/> |
| Payment Dated <input type="text"/> | |

DETAILS OF APPLICANT(S) *

| | | |
|--|-----------------------------------|--|
| First Holder Name * <input type="text"/> | PAN Number * <input type="text"/> | Occupation --Select-- |
| Second Holder Name <input type="text"/> | PAN Number <input type="text"/> | Occupation --Select-- |
| Third Holder Name <input type="text"/> | PAN Number <input type="text"/> | Occupation --Select-- |

Application Through Direct Broker Select --Select--

Sub Broker Code Date of Birth of First Holder

FIRST/SOLE APPLICANT'S PERMANENT ADDRESS IN FULL * (Do Not Write Name Again)

| | |
|----------------------------------|--------------------------------|
| Address 1 * <input type="text"/> | Address 2 <input type="text"/> |
| Address 3 <input type="text"/> | City * <input type="text"/> |
| PIN Code * <input type="text"/> | |

FIRST/SOLE APPLICANT'S COMMUNICATION ADDRESS * (Corresponding Address Proof is Not Required)

IS THE CORRESPONDENCE ADDRESS SAME AS ABOVE ? YES NO


| | |
|----------------------------------|---|
| Address 1 * <input type="text"/> | Address 2 <input type="text"/> |
| Address 3 <input type="text"/> | City * <input type="text"/> |
| PIN Code * <input type="text"/> | |
| Email * <input type="text"/> | Mobile (Indian Mobile No. Preferable)* <input type="text"/> |

BANK PARTICULARS FOR PAYMENT OF INTEREST/REDEMPTION *

| | |
|--|-----------------------------------|
| MICR Code <input type="text"/> | IFSC Code * <input type="text"/> |
| Bank Name <input type="text"/> | Branch Name <input type="text"/> |
| Account Type Saving --Select-- | Account No * <input type="text"/> |

Submit
Cancel

Step 4:- After Submit the Filled Application Form, the below window appears. Now, click on “[CLICK HERE](#)” option to download filled application form & Go “[Back to Page](#)”:-



आर ई सी
REC
असीमित ऊर्जा, अनन्त संभावनाएँ
Endless energy. Infinite possibilities.

REC Limited
A Government of India Enterprise
A Navratna Company

Serviced by
KFINTECH

Download Application Form

Thank you for your interest in REC Bonds. [Download your application form](#)

The Application Number assigned to you is **2641635**

INSTRUCTIONS:

1. Please review the application form carefully along with instructions mentioned at Page 3 and 4. After review, the Holder(s) of the bonds are required to place their signature in the application form.
2. The investor can pay through the Net-Banking option by uploading the signed form along with requisite documents. The instructions can be obtained [here](#). Please click "Back to Page" and use "Upload Application/KYC Documents".
3. The investor may choose to submit the application form along with documents mentioned on Page 4 of the application form at any of the collection banks. **The list of collection banks are mentioned here**. The investor may make the payment by Cheque/DD or they may choose to make the payment by RTGS. **The bank details of REC for making RTGS payment are mentioned here**.

[Back to Page](#)

Step 5:- After Downloading the Form and duly filling it, take a Scan of the Signed Application along with KYC Documents.

Step 6:- Now, Select option Upload Application/KYC Documents from the below window:--

Fill a Form with Offline/RTGS Payment Details

Upload Offline Application & KYC Documents

Home

INSTRUCTIONS:

1. Dear Investor, the above options are specifically for the payment done thru RTGS/NEFT/Direct Payment offline (i.e. without our online webportal) and for the same the application form is not submitted to bank or not dispatched to RTI (KFintech - Hyderabad).
2. Request you to use the above options to fill the application form with RTGS/NEFT/Direct Payment details to process the application for allotment of bonds.
3. After filling the application form, request you to download and take a print for attesting the signatures of all applicants. Then use the above option to upload the application form duly signed by all applicants and KYC Documents into our portal.
4. Kindly note, without submitting the application form the allotment of bonds will not be done. It will be kept on hold till the submission of application form to RTI (i.e. KFintech - Hyderabad).

Step 7:- Now, Filled the Mandatory Details & Generate OTP:-

Step 1: Enter Your Application Details as Submitted Online

Application No. *

Email *

Mobile Number *

Step 2: Validate OTP

Enter OTP *

On validation of OTP, the application form and KYC proofs duly self attested scan copies upload screen and payment gateway will be enabled. This is applicable only for online filled application and submitted thru this website.

Step 8:- After entering the valid OTP, The below window appears for uploading the documents:-

[Home](#)

Step 1: Enter Your Application Details as Submitted Offline

Application No. *

Email *

Mobile Number *

OTP will be sent to above mobile number and email.

Step 2: Validate OTP

Enter OTP *

On validation of OTP, the application form and KYC proofs duly self attested scan copies upload screen will be enabled. **This is applicable only for offline payment done thru RTGS/NEFT/Direct Credit to submit the application form.**

Your Application Thru RTGS / NEFT Details

| | | | |
|-------------------|----------------------|--------------|----------------------------|
| Application No. | 2641635 | Name | SHIVAMSAINI |
| PAN | GZQPS3405C | Amount | 20000.00 |
| RTGS/NEFT UTR No. | bob12345265758969745 | Payment Date | May 26 2022 12:00:00:000AM |
| Application Date | 26-05-2022 | | |

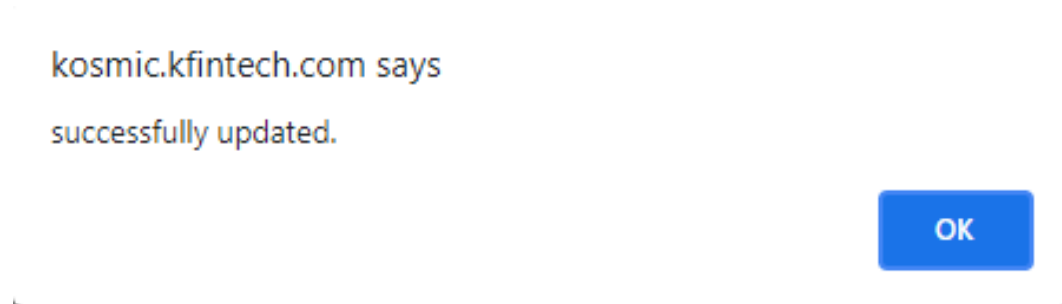
Note: Investors are required to submit self-attested copies of all the documents as mentioned in Page 4 of the application form as applicable.

| SLNo. | NAME | Upload only PDF documents – Max 5 MB | | |
|-------|------------------|--|--------------------|---------------------------------------|
| 1 | Application Form | <input type="button" value="Choose File"/> | No file chosen | <input type="button" value="Upload"/> |
| 2 | PAN | <input type="button" value="Choose File"/> | No file chosen | <input type="button" value="Upload"/> |
| 3 | Address Proof | <input type="button" value="Choose File"/> | No file chosen | <input type="button" value="Upload"/> |
| 4 | Cancelled Cheque | <input type="button" value="Choose File"/> | No file chosen | <input type="button" value="Upload"/> |
| 5 | Others,if Any | <input type="button" value="Choose File"/> | REC54E...41635.pdf | <input type="button" value="Upload"/> |

| SLNo | PROOF | UPLOAD STATUS | Download |
|------|------------------|---------------|----------|
| 1 | Application Form | Yes | |
| 2 | PAN | Yes | |
| 3 | Address Proof | Yes | |
| 4 | Cancelled Cheque | Yes | |
| 5 | Others, If any | No | |

(Before Submit - Request you to download and verify the uploaded documents)

Step 9:- After Uploading Documents, Click on the “Submit” option – The below message appears:-



Step 10:- Now, you can also find the acknowledgment for the same on the registered mail ID.

Step 11:- Still have queries? Contact us on 1800-180-2992 or write to us on investorcell@recl.in or recbond.delhi@gmail.com.